

How to add MediCoin (MDC) to the Ethereum Mist or Ethereum Wallet application

This guide provides step by step instructions on how to add the MEDIS Ethereum Token called MediCoin (symbol: MDC) to the list of watched tokens in the Mist client.

Before you begin

Update your Mist installation to the latest version This makes sure you have the latest security fixes. Download the latest version for your operating system from the official repository at this address: <https://github.com/ethereum/mist/releases> . At the time of writing, the most recent version is 0.9.3.

Start Mist and allow it to synchronize with the network

If it is not already running, start Mist and let it synchronize with the Ethereum network. Turning on Light synchronization mode from the Develop menu will speed up the process significantly.

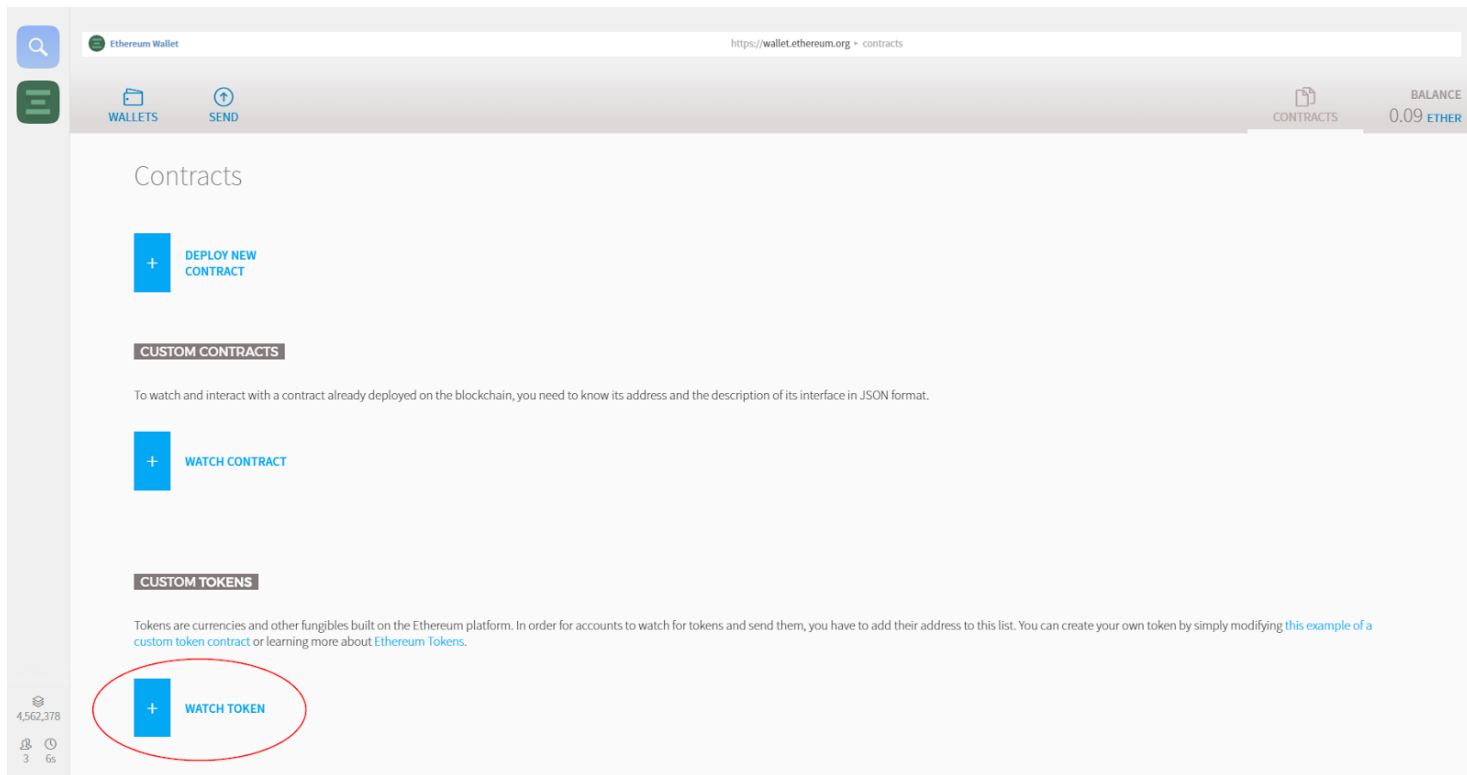
Navigate to the Contracts area

Click the Contracts entry in the navbar.



Add a new token

Under CUSTOM TOKENS, click the Watch token at the bottom of the screen under.

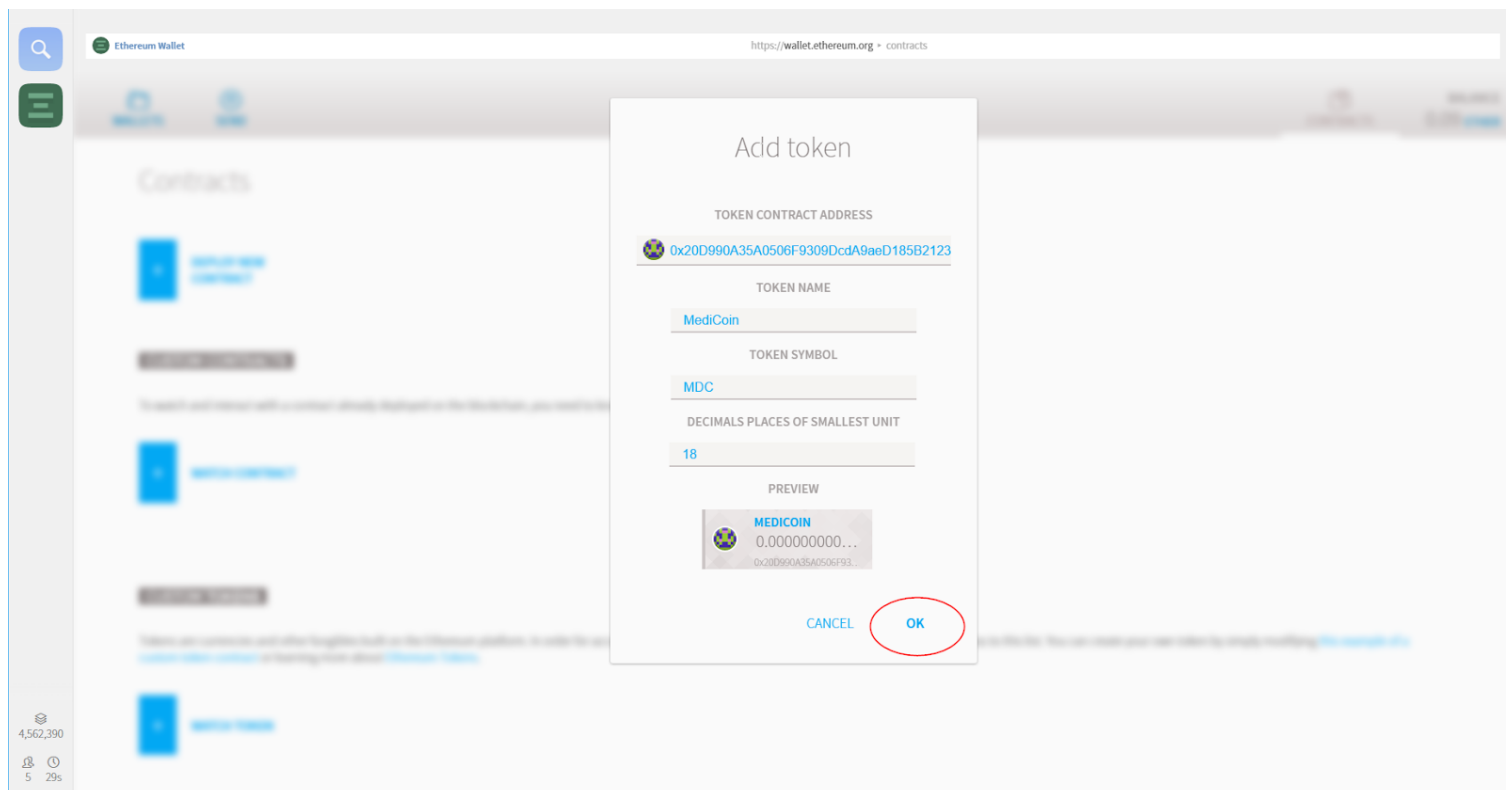


Enter the MediCoin Token contract address

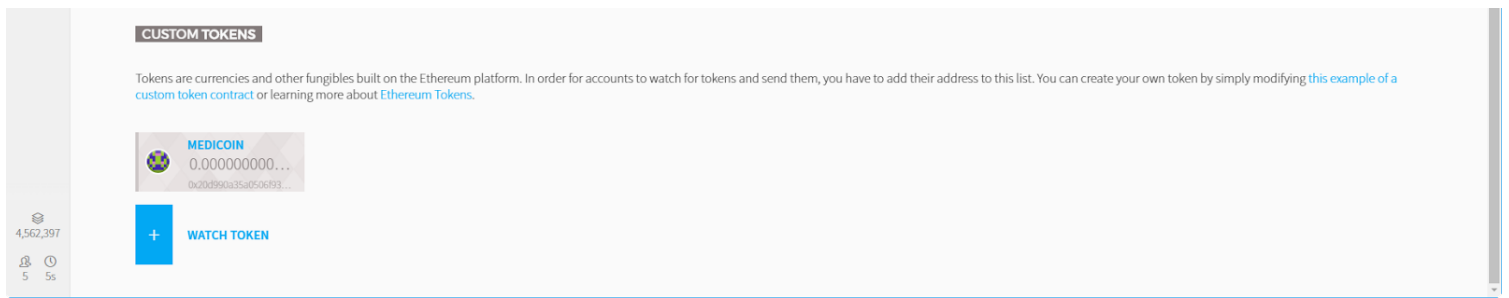
On the popup window, in the Token Contract Address, copy and paste the MediCoin Token Address:

0x20D990A35A0506F9309DcdA9aeD185B21239306a

After a few seconds Mist will read the information from the network and fill all the fields for you:



Click OK to finish. The token will appear under the Custom Tokens list.



If any of your accounts have MDC balance, the token icon will be shown above the account address on the Accounts list.

What is MEDIS

A blockchain-supported system aiming to enhance methods of storage, access and use of electronic health records.

How to acquire MediCoins?

You can support development by purchasing MDC during the crowdsale period. After the planned service launch and introduction to crypto exchanges, MyMEDIS will approach crypto exchanges to make MDC tradable like any other ERC20 token asset.

Find out more

Please visit <https://mymedis.in> to read more and participate in the crowdsale and ecosystem.